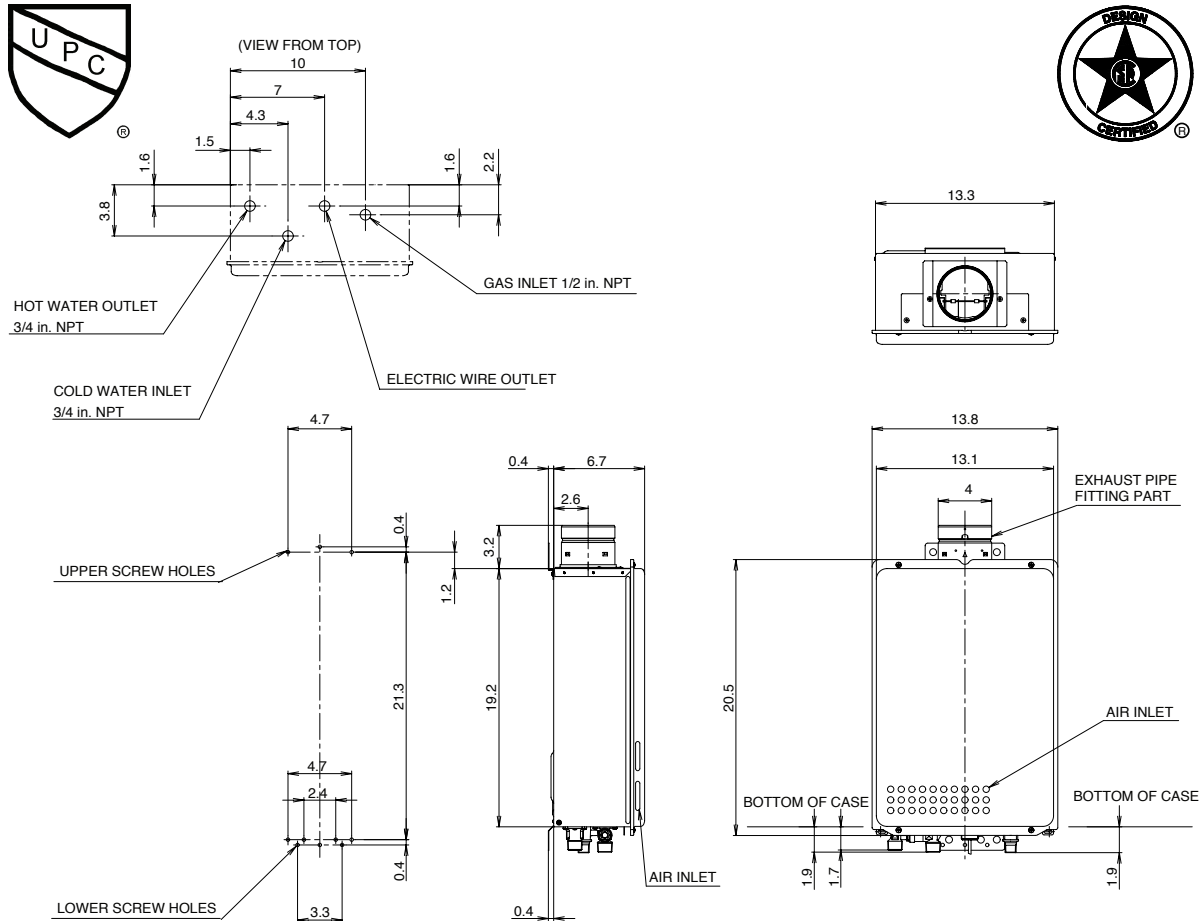


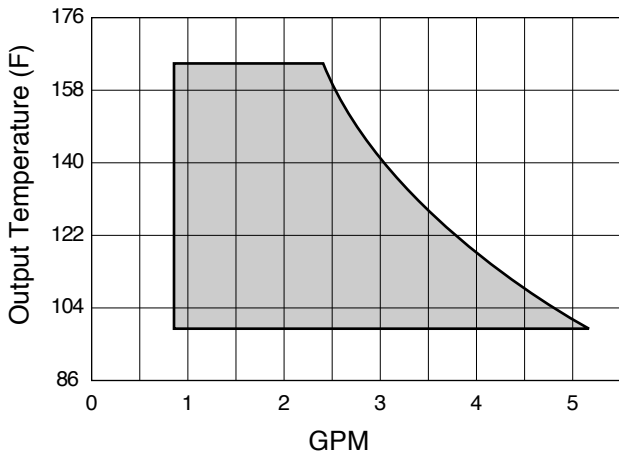
Model N-063 Product Specification Sheet



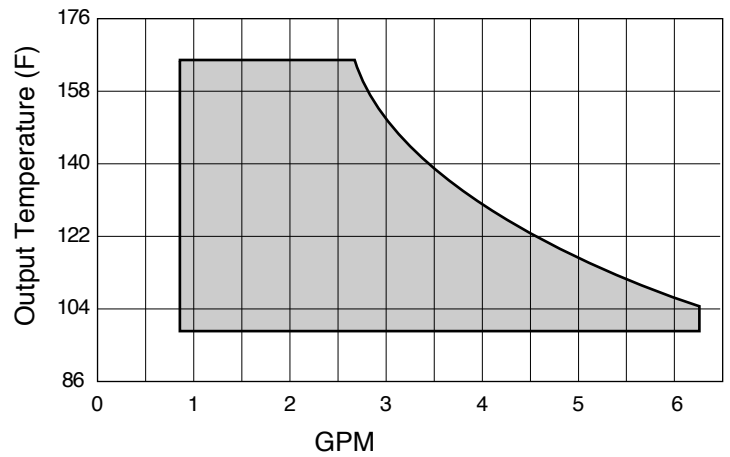
Item		Specification
Model Name		N-063
Type	Installation	Indoor or Outdoor, Wall Hanging
	Air-supply/Exhaust	Power Vented
Ignition		Direct Ignition
Operating Water Pressure		15 - 150 PSI
Minimum Flow Rate		.75GPM
Gas Supply Pressure		NG : 4.0" - 10.5" LP : 8.0" - 14.0"
Dimensions		20.5"(Height) x 13.8"(Width) x 6.7"(Depth)
Weight		38 (pounds)
Water Holding Capacity		0.2 Gallon
Connection Sizes	Water Inlet	3/4"
	Hot Water Outlet	3/4"
	Gas Inlet	1/2"
Power	Supply	120VAC(60Hz)
	Consumption	NG: 67W LP: 69W Freeze Prevention 125W
Material	Casing	Zincified Steel Plate / Acryl Coating
	Flue Collar	Stainless Steel
	Heat Exchanger	Copper Sheeting, Copper Tubing
Safety Devices		Flame Rod, Thermal Fuse, Pressure Relief Valve, Lightning Protection Device (ZNR), Electric Leakage Prevention Device(GFCI), Overheat Prevention Device, Freezing Prevention Device, Fan Rotation Detector
Accessories		Temperature Control Panel, Anchoring Screws

Model N-063 Product Performance

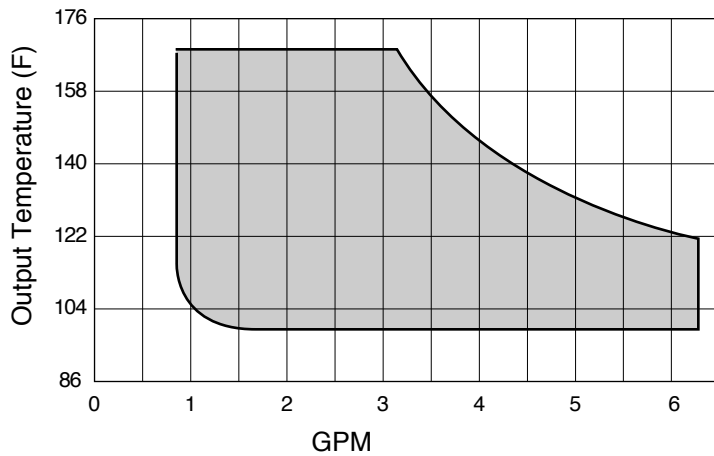
[Winter] Incoming Water 41 F



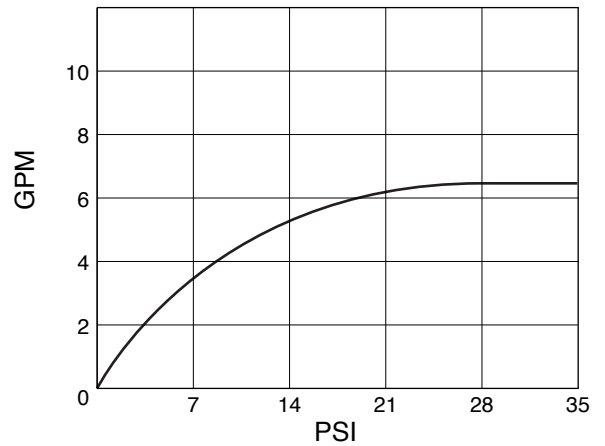
[Fall / Spring] Incoming Water 59 F



[Summer] Incoming Water 77 F



Supply Pressure vs. Flow Rate



Item		Maximum Performance	Minimum Performance
Gas	NG	175,000 btuh	24,000 btuh
Consumption	LP	175,000 btuh	24,000 btuh
Hot Water Capacity	45 F Rise	6.3 Gal/min.	
	72 F Rise	3.9 Gal/min.	
Capacity Range		.75 - 6.3 Gal/min.	
Temperature Settings		99~118,140,167 F (14 Steps)	
Default Temperature Options		108, 113, 140, 167 F (Original is 108 F)	

Architect/Engineer _____

Customer/Job Name _____

Address _____

Contractor _____

Date _____ Phone _____